

Terrier Group		2020 Mid-Year (through July 2020)												
Metric	2008	2009	2010	2011	2012	2013	2014	2015	2016	2017	2018	2019	2020	Notes
Registered Litters	22,117	19,188	16,683	14,703	13,419	12,539	11,869	11,723	11,841	12,439	12,629	12,585	8,043	# AKC litters registered each year
Litter Complement	97,576	85,051	73,867	64,385	59,148	54,761	51,676	51,405	52,485	54,933	55,847	55,979	35,974	# Pups in each year's litters (known as the "Complement")
Average Complement	4.41	4.43	4.43	4.38	4.41	4.37	4.35	4.38	4.43	4.42	4.42	4.45	4.47	Average # of pups per litter
Individually Registered Pups (to date)	36,045	30,573	26,556	24,925	22,880	22,247	21,053	21,642	22,345	23,418	23,141	21,857	9,083	# Pups from each year's litters individually registered (to date)
Actual Return Rate (to date)	36.9%	35.9%	36.0%	38.7%	38.7%	40.6%	40.7%	42.1%	42.6%	42.6%	41.4%	39.0%	25.2%	% Pups from each year's litters individually registered (to date)
Limited Registrations (to date)	6,015	5,666	5,224	5,484	5,386	5,394	5,404	5,920	6,455	7,192	7,285	7,291	3,635	# Limited Registrations from each year's litters (to date)
% Complement Registered Limited (to date)	6.2%	6.7%	7.1%	8.5%	9.1%	9.9%	10.5%	11.5%	12.3%	13.1%	13.0%	13.0%	10.1%	% Pups from each year's litters Registered as Limited (to date)
Revoked Limited (to date)	78	57	54	52	49	56	74	66	61	73	77	44	5	# Revoked Limited Dogs from each year's litters (to date)
Litters from Revoked Limited (to date)	77	53	51	49	47	53	65	64	61	71	74	41	5	Litters involving each year's Revoked Limited (to date)
Complement Bitches Bred	5,473	4,907	4,363	4,182	4,262	3,969	3,731	3,824	3,769	3,360	2,292	746	66	Bitches from each year's litters that have been bred (to date)
Complement Dogs Bred	3,117	2,640	2,386	2,109	2,283	2,057	1,777	1,847	1,853	1,727	1,458	686	43	Males from each year's litters that have been bred (to date)
Total Complement Bred (to date)	8,590	7,547	6,749	6,291	6,545	6,026	5,508	5,671	5,622	5,087	3,750	1,432	109	Total from each year's litters that have been bred (to date)
% Complement Bred (to date)	8.8%	8.9%	9.1%	9.8%	11.1%	11.0%	10.7%	11.0%	10.7%	9.3%	6.7%	2.6%	0.3%	% of each year's litters that have been bred (to date)
Complement Bitches in Conformation	2,448	2,264	2,202	2,163	2,063	2,020	1,915	1,950	1,859	1,917	1,842	1,191	70	# Bitches from each year's litters in Conformation (to date)
Complement Dogs in Conformation	1,887	1,664	1,610	1,599	1,546	1,520	1,380	1,389	1,343	1,339	1,266	892	50	# Males from each year's litters in Conformation (to date)
Total Complement in Conformation (to date)	4,335	3,928	3,812	3,762	3,609	3,540	3,295	3,339	3,202	3,256	3,108	2,083	120	Total from each year's litters in Conformation (to date)
% Complement in Conformation (to date)	4.4%	4.6%	5.2%	5.8%	6.1%	6.5%	6.4%	6.5%	6.1%	5.9%	5.6%	3.7%	0.3%	% of each year's litters in Conformation (to date)
Total Complement in Companion (to date)	542	461	436	443	379	420	370	330	283	280	177	38	-	Total from each year's litters in Companion (to date)
% Complement in Companion (to date)	0.56%	0.54%	0.59%	0.69%	0.64%	0.77%	0.72%	0.64%	0.54%	0.51%	0.32%	0.07%	0.00%	% of each year's litters in Companion (to date)
Total Complement Placing in Performance (to date)	267	274	293	303	315	374	363	364	393	394	317	83	1	Total from each year's litters placing in Performance (to date)
% Complement Placing in Performance (to date)	0.3%	0.3%	0.4%	0.5%	0.5%	0.7%	0.7%	0.7%	0.7%	0.7%	0.6%	0.1%	0.0%	% of each year's litters placing in Performance (to date)

AKC Dog Registrations	39,264	34,112	29,054	27,080	24,589	23,177	22,322	22,227	23,055	23,912	24,234	24,322	16,669	# Registered from AKC Litters during each year
FSS Registrations	481	522	596	687	1,607	338	163	196	37	30	13	17	15	# of FSS Dog Registrations each year
Conditional Registrations	178	116	105	84	62	65	48	47	57	60	50	49	35	# of Conditional Registrations each year
Open Registrations	16	-	-	-	52	79	79	85	361	194	163	38	21	# of Open Registrations each year
Foreign Registrations	627	489	501	538	542	567	562	574	634	584	664	662	285	# of Foreign-born Registrations each year
Total Dogs Registered	40,566	35,239	30,256	28,389	26,852	24,226	23,174	23,129	24,144	24,780	25,124	25,088	17,025	Total Dog Registrations each year
Unique Bitches Bred (each year)	18,982	17,083	14,961	13,046	11,835	10,978	10,294	10,113	10,203	10,534	10,593	10,560	7,763	Unique # bitches bred each year
Unique Dogs Bred (each year)	12,183	11,082	9,661	8,469	7,495	6,854	6,489	6,280	6,146	6,233	6,240	6,243	4,910	Unique # males bred each year
Total Bred (each year)	31,165	28,165	24,622	21,515	19,330	17,832	16,783	16,393	16,349	16,767	16,833	16,803	12,673	Unique # bred each year
Unique Bitches in Conformation (each year)	6,917	6,485	6,214	5,912	5,825	5,597	5,489	5,304	5,315	5,129	5,216	5,058	2,650	Unique # of bitches in Conformation each year
Unique Dogs in Conformation (each year)	5,308	4,930	4,727	4,667	4,541	4,321	4,193	4,082	3,985	3,837	3,823	3,762	1,993	Unique # of males in Conformation each year
Total Unique in Conformation (each year)	12,225	11,415	10,941	10,579	10,366	9,918	9,682	9,386	9,300	8,966	9,039	8,820	4,643	Unique # in Conformation each year
% Change Conformation		-6.6%	-4.2%	-3.3%	-2.0%	-4.3%	-2.4%	-3.1%	-0.9%	-3.6%	0.8%	-2.4%	-47.4%	YOY % Change Conformation total dogs
Unique Bitches in Companion (each year)	1,245	1,237	1,238	1,272	1,243	1,164	1,114	1,096	1,097	1,035	993	980	640	Unique # of bitches in Companion each year
Unique Dogs in Companion (each year)	1,172	1,081	1,108	1,060	1,102	1,074	1,029	1,024	986	912	911	907	581	Unique # of males in Companion each year
Total Unique in Companion (each year)	2,417	2,318	2,346	2,332	2,345	2,238	2,143	2,120	2,083	1,947	1,904	1,887	1,221	Unique # in Companion each year
% Change Companion		-4.1%	1.2%	-0.6%	0.6%	-4.6%	-4.2%	-1.1%	-1.7%	-6.5%	-2.2%	-0.9%	-35.3%	YOY % Change Companion total dogs
Unique Bitches Placing in Performance (each year)	257	311	294	288	284	402	443	358	437	582	811	936	331	Unique # of bitches placing in Performance each year
Unique Dogs Placing in Performance (each year)	269	286	285	255	248	327	388	390	427	524	778	874	301	Unique # of males placing in Performance each year
Total Unique Placing in Performance (each year)	526	597	579	543	532	729	831	748	864	1,106	1,589	1,810	632	Unique # placing in Performance each year
% Change Performance		13.5%	-3.0%	-6.2%	-2.0%	37.0%	14.0%	-10.0%	15.5%	28.0%	43.7%	13.9%	-65.1%	YOY % Change Performance total dogs placing

% Change YOY	2008	2009	2010	2011	2012	2013	2014	2015	2016	2017	2018	2019
Registered Litters	N/A	-13.2%	-13.1%	-11.9%	-8.7%	-6.6%	-5.3%	-1.2%	1.0%	5.1%	1.5%	-0.3%
Litter Complement	N/A	-12.8%	-13.1%	-12.8%	-8.1%	-7.4%	-5.6%	-0.5%	2.1%	4.7%	1.7%	0.2%
Registered Dogs	N/A	-13.1%	-14.1%	-6.2%	-5.4%	-9.8%	0.0%	-0.2%	4.4%	2.6%	1.4%	-0.1%

These %'s are calculated to show the change each year from the previous year.

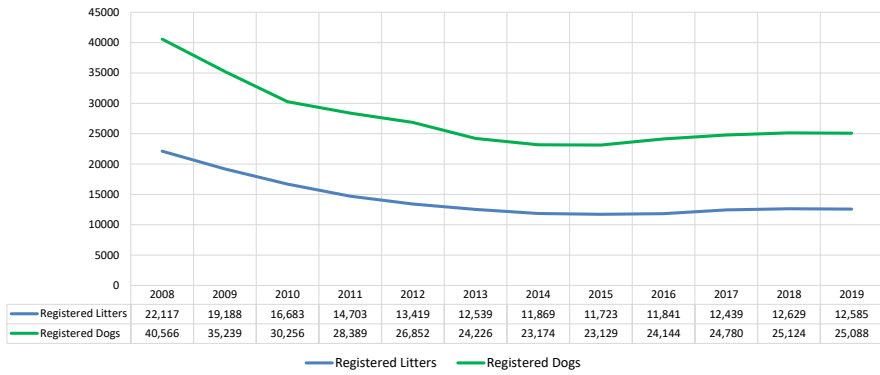
% Change Relative 2008	2008	2009	2010	2011	2012	2013	2014	2015	2016	2017	2018	2019
Registered Litters	0.0%	-13.2%	-24.6%	-33.5%	-39.3%	-43.3%	-46.3%	-47.0%	-46.5%	-43.8%	-42.9%	-43.1%
Litter Complement	0.0%	-12.8%	-24.3%	-34.0%	-39.4%	-43.9%	-47.0%	-47.3%	-46.2%	-43.7%	-42.8%	-42.6%
Registered Dogs	0.0%	-13.1%	-25.4%	-30.0%	-33.8%	-40.3%	-42.9%	-43.0%	-40.5%	-38.9%	-38.1%	-38.2%

These %'s are calculated to show the change each year compared to 2008.

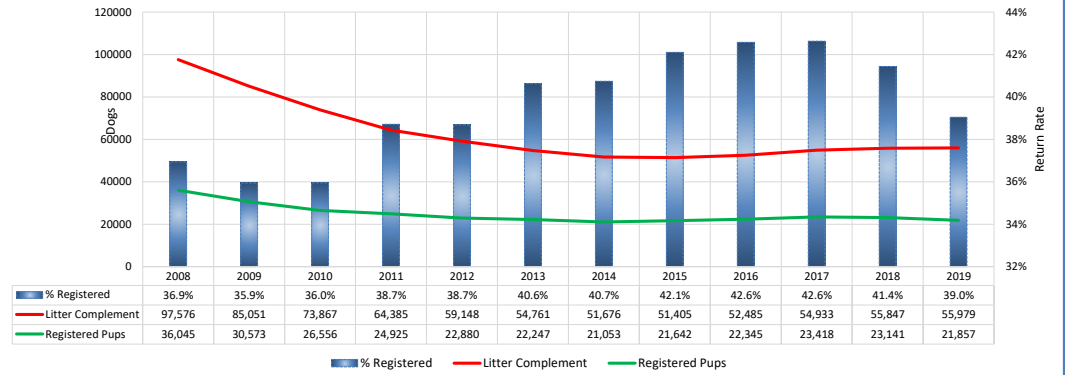
Terrier Group

2020 Mid-Year (through July 2020)

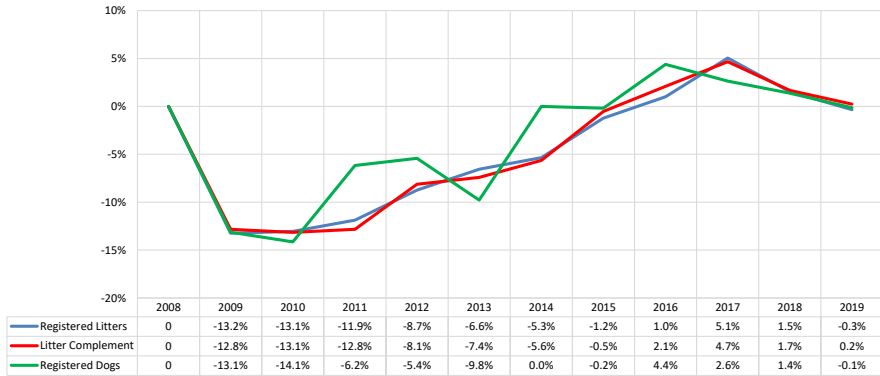
AKC Dog & Litter Registrations



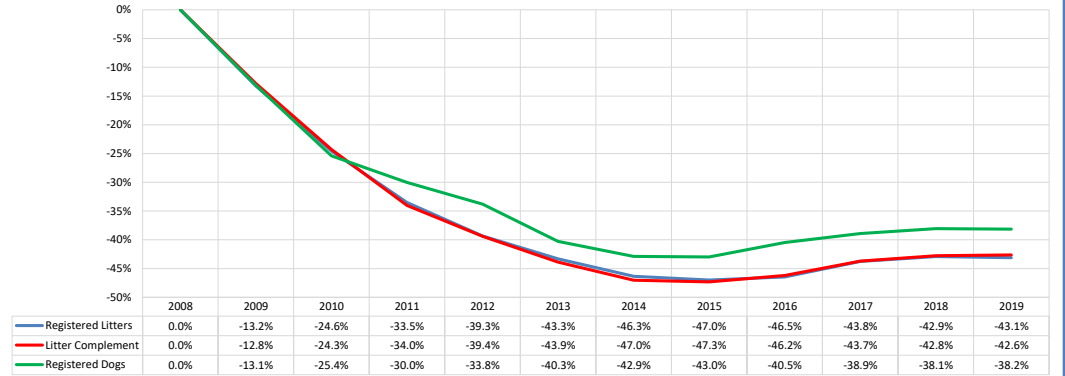
% of Each Year's Litter Complement that were Eventually Registered



% Change from Previous Year (YOY)



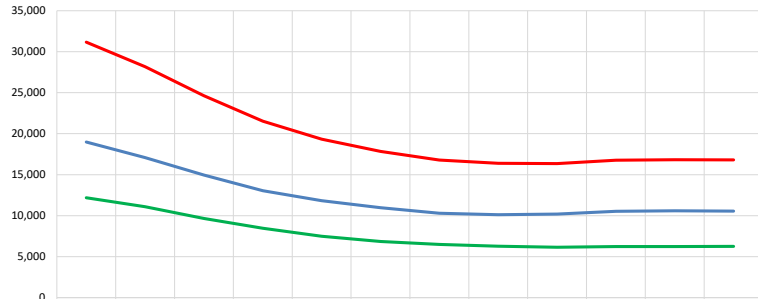
% Change Relative to 2008



Terrier Group

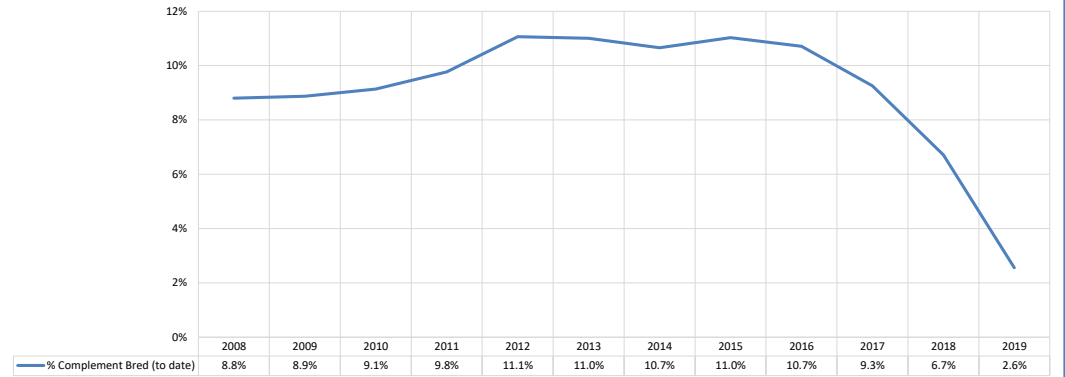
2020 Mid-Year (through July 2020)

Breeding: Unique Individual Dogs & Bitches Bred Each Year



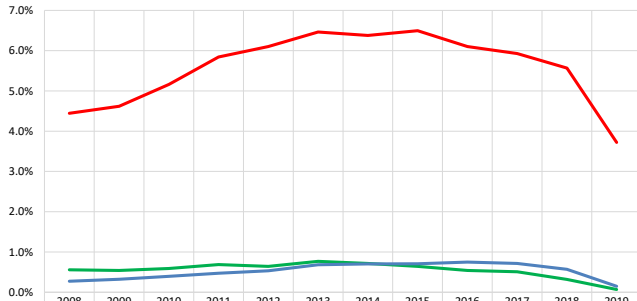
	2008	2009	2010	2011	2012	2013	2014	2015	2016	2017	2018	2019
Unique Dogs (each year)	12,183	11,082	9,661	8,469	7,495	6,854	6,489	6,280	6,146	6,233	6,240	6,243
Unique Bitches (each year)	18,982	17,083	14,961	13,046	11,835	10,978	10,294	10,113	10,203	10,534	10,593	10,560
Total Bred (each year)	31,165	28,165	24,622	21,515	19,330	17,832	16,783	16,393	16,349	16,767	16,833	16,803

% of Each Year's Litter Complement that have been Bred (to date)



	2008	2009	2010	2011	2012	2013	2014	2015	2016	2017	2018	2019
% Complement Bred (to date)	8.8%	8.9%	9.1%	9.8%	11.1%	11.0%	10.7%	11.0%	10.7%	9.3%	6.7%	2.6%

Competing: % of Each Year's Litter Complement in Competition



	2008	2009	2010	2011	2012	2013	2014	2015	2016	2017	2018	2019
% Complement in Companion (to date)	0.56%	0.54%	0.59%	0.69%	0.64%	0.77%	0.72%	0.64%	0.54%	0.51%	0.32%	0.07%
% Complement Placing in Performance (to date)	0.3%	0.3%	0.4%	0.5%	0.5%	0.7%	0.7%	0.7%	0.7%	0.7%	0.6%	0.1%
% Complement in Conformation (to date)	4.4%	4.6%	5.2%	5.8%	6.1%	6.5%	6.4%	6.5%	6.1%	5.9%	5.6%	3.7%