

Terrier Group													
Metric	2008	2009	2010	2011	2012	2013	2014	2015	2016	2017	2018	2019	Notes
Registered Litters	22,117	19,188	16,683	14,703	13,419	12,539	11,869	11,723	11,840	12,438	12,625	12,585	# AKC litters registered each year
Litter Complement	97,576	85,051	73,867	64,385	59,148	54,761	51,676	51,409	52,486	54,934	55,849	55,981	# Pups in each year's litters (known as the "Complement")
Average Complement	4.41	4.43	4.43	4.38	4.41	4.37	4.35	4.39	4.43	4.42	4.42	4.45	Average # of pups per litter
Individually Registered Pups (to date)	36,044	30,569	26,552	24,916	22,878	22,229	21,042	21,602	22,280	23,266	22,619	17,080	# Pups from each year's litters individually registered (to date)
Actual Return Rate (to date)	36.9%	35.9%	35.9%	38.7%	38.7%	40.6%	40.7%	42.0%	42.4%	42.4%	40.5%	30.5%	% Pups from each year's litters individually registered (to date)
Limited Registrations (to date)	6,014	5,666	5,224	5,483	5,386	5,391	5,404	5,916	6,452	7,176	7,199	5,965	# Limited Registrations from each year's litters (to date)
% Complement Registered Limited (to date)	6.2%	6.7%	7.1%	8.5%	9.1%	9.8%	10.5%	11.5%	12.3%	13.1%	12.9%	10.7%	% Pups from each year's litters Registered as Limited (to date)
Revoked Limited (to date)	78	57	54	52	49	56	74	65	56	67	64	27	# Revoked Limited Dogs from each year's litters (to date)
Litters from Revoked Limited (to date)	77	53	51	49	47	53	65	63	56	65	62	26	Litters involving each year's Revoked Limited (to date)
Complement Bitches Bred	5,142	4,446	3,968	3,720	3,526	3,585	3,344	3,341	3,136	2,500	1,190	90	Bitches from each year's litters that have been bred (to date)
Complement Dogs Bred	2,866	2,364	2,087	1,812	1,797	1,800	1,535	1,552	1,483	1,324	886	92	Males from each year's litters that have been bred (to date)
Total Complement Bred (to date)	8,008	6,810	6,055	5,532	5,323	5,385	4,879	4,893	4,619	3,824	2,076	182	Total from each year's litters that have been bred (to date)
% Complement Bred (to date)	8.2%	8.0%	8.2%	8.6%	9.0%	9.8%	9.4%	9.5%	8.8%	7.0%	3.7%	0.3%	% of each year's litters that have been bred (to date)
Complement Bitches in Conformation	2,448	2,264	2,201	2,163	2,063	2,020	1,914	1,950	1,857	1,908	1,803	820	# Bitches from each year's litters in Conformation (to date)
Complement Dogs in Conformation	1,887	1,664	1,610	1,599	1,545	1,520	1,379	1,389	1,342	1,334	1,243	653	# Males from each year's litters in Conformation (to date)
Total Complement in Conformation (to date)	4,335	3,928	3,811	3,762	3,608	3,540	3,293	3,339	3,199	3,242	3,046	1,473	Total from each year's litters in Conformation (to date)
% Complement in Conformation (to date)	4.4%	4.6%	5.2%	5.8%	6.1%	6.5%	6.4%	6.5%	6.1%	5.9%	5.5%	2.6%	% of each year's litters in Conformation (to date)
Total Complement in Companion (to date)	542	460	434	441	377	419	367	326	269	252	136	11	Total from each year's litters in Companion (to date)
% Complement in Companion (to date)	0.56%	0.54%	0.59%	0.68%	0.64%	0.77%	0.71%	0.63%	0.51%	0.46%	0.24%	0.02%	% of each year's litters in Companion (to date)
Total Complement Placing in Performance (to date)	267	272	292	301	313	369	357	361	382	382	277	33	Total from each year's litters placing in Performance (to date)
% Complement Placing in Performance (to date)	0.3%	0.3%	0.4%	0.5%	0.5%	0.7%	0.7%	0.7%	0.7%	0.7%	0.5%	0.1%	% of each year's litters placing in Performance (to date)

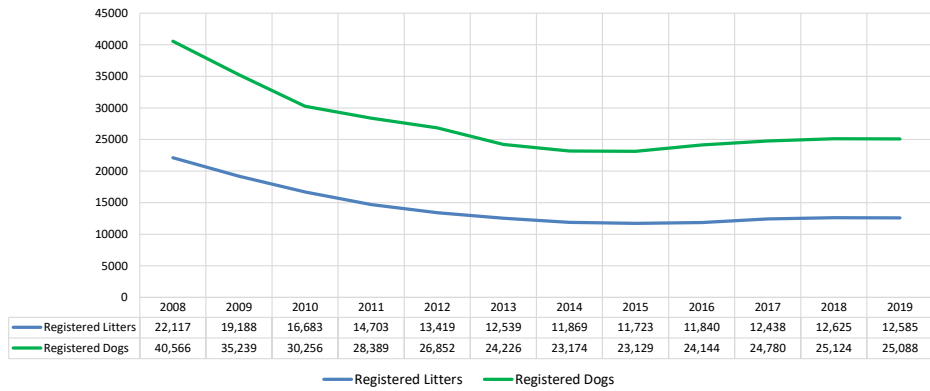
AKC Dog Registrations	39,264	34,112	29,054	27,080	24,590	23,177	22,322	22,229	23,060	23,916	24,237	24,324	# Registered from AKC Litters during each year
FSS Registrations	481	522	596	687	1,607	338	163	196	37	30	13	17	# of FSS Dog Registrations each year
Conditional Registrations	178	116	105	84	62	65	48	47	57	57	46	46	# of Conditional Registrations each year
Open Registrations	16	-	-	-	52	79	79	85	361	194	163	38	# of Open Registrations each year
Foreign Registrations	627	489	501	538	541	567	562	572	629	583	665	663	# of Foreign-born Registrations each year
Total Dogs Registered	40,566	35,239	30,256	28,389	26,852	24,226	23,174	23,129	24,144	24,780	25,124	25,088	Total Dog Registrations each year
Unique Bitches Bred (each year)	18,982	17,083	14,961	13,046	11,835	10,978	10,294	10,113	10,202	10,534	10,592	10,559	Unique # bitches bred each year
Unique Dogs Bred (each year)	12,183	11,082	9,661	8,469	7,495	6,854	6,489	6,280	6,145	6,231	6,239	6,242	Unique # males bred each year
Total Bred (each year)	31,165	28,165	24,622	21,515	19,330	17,832	16,783	16,393	16,347	16,765	16,831	16,801	Unique # bred each year
Unique Bitches in Conformation (each year)	6,811	6,369	6,093	5,816	5,678	5,446	5,355	5,195	5,149	5,027	5,094	4,947	Unique # of bitches in Conformation each year
Unique Dogs in Conformation (each year)	5,226	4,824	4,622	4,561	4,412	4,208	4,100	3,983	3,858	3,748	3,733	3,665	Unique # of males in Conformation each year
Total Unique in Conformation (each year)	12,037	11,193	10,715	10,377	10,090	9,654	9,455	9,178	9,007	8,775	8,827	8,612	Unique # in Conformation each year
% Change Conformation		-7.0%	-4.3%	-3.2%	-2.8%	-4.3%	-2.1%	-2.9%	-1.9%	-2.6%	0.6%	-2.4%	YOY % Change Conformation total dogs
Unique Bitches in Companion (each year)	1,245	1,237	1,238	1,272	1,243	1,164	1,114	1,096	1,097	1,035	993	981	Unique # of bitches in Companion each year
Unique Dogs in Companion (each year)	1,172	1,081	1,108	1,060	1,102	1,074	1,029	1,024	986	912	911	907	Unique # of males in Companion each year
Total Unique in Companion (each year)	2,417	2,318	2,346	2,332	2,345	2,238	2,143	2,120	2,083	1,947	1,904	1,888	Unique # in Companion each year
% Change Companion		-4.1%	1.2%	-0.6%	0.6%	-4.6%	-4.2%	-1.1%	-1.7%	-6.5%	-2.2%	-0.8%	YOY % Change Companion total dogs
Unique Bitches Placing in Performance (each year)	257	311	294	288	284	402	443	358	437	582	811	936	Unique # of bitches placing in Performance each year
Unique Dogs Placing in Performance (each year)	269	286	285	255	248	327	388	390	427	524	778	874	Unique # of males placing in Performance each year
Total Unique Placing in Performance (each year)	526	597	579	543	532	729	831	748	864	1,106	1,589	1,810	Unique # placing in Performance each year
% Change Performance		13.5%	-3.0%	-6.2%	-2.0%	37.0%	14.0%	-10.0%	15.5%	28.0%	43.7%	13.9%	YOY % Change Performance total dogs placing

% Change YOY	2008	2009	2010	2011	2012	2013	2014	2015	2016	2017	2018	2019	
Registered Litters	N/A	-13.2%	-13.1%	-11.9%	-8.7%	-6.6%	-5.3%	-1.2%	1.0%	5.1%	1.5%	-0.3%	These %'s are calculated to show the change each year from the previous year.
Litter Complement	N/A	-12.8%	-13.1%	-12.8%	-8.1%	-7.4%	-5.6%	-0.5%	2.1%	4.7%	1.7%	0.2%	
Registered Dogs	N/A	-13.1%	-14.1%	-6.2%	-5.4%	-9.8%	0.0%	-0.2%	4.4%	2.6%	1.4%	-0.1%	

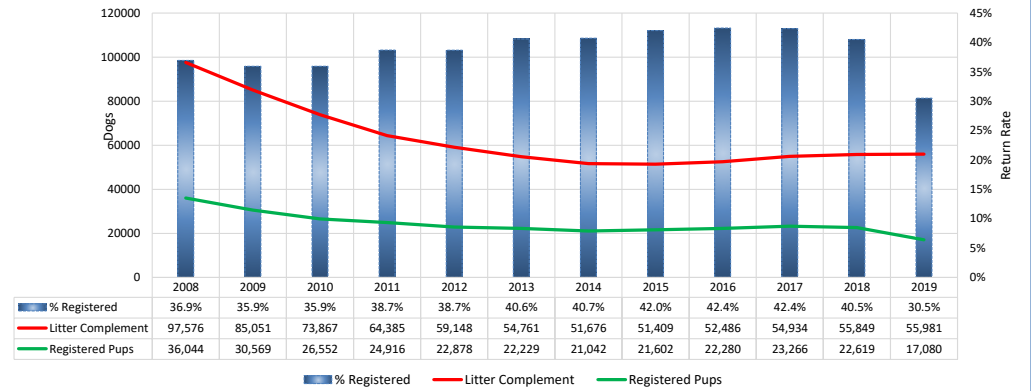
% Change Relative 2008	2008	2009	2010	2011	2012	2013	2014	2015	2016	2017	2018	2019	
Registered Litters	0.0%	-13.2%	-24.6%	-33.5%	-39.3%	-43.3%	-46.3%	-47.0%	-46.5%	-43.8%	-42.9%	-43.1%	These %'s are calculated to show the change each year compared to 2008.
Litter Complement	0.0%	-12.8%	-24.3%	-34.0%	-39.4%	-43.9%	-47.0%	-47.3%	-46.2%	-43.7%	-42.8%	-42.6%	
Registered Dogs	0.0%	-13.1%	-25.4%	-30.0%	-33.8%	-40.3%	-42.9%	-43.0%	-40.5%	-38.9%	-38.1%	-38.2%	

Terrier Group

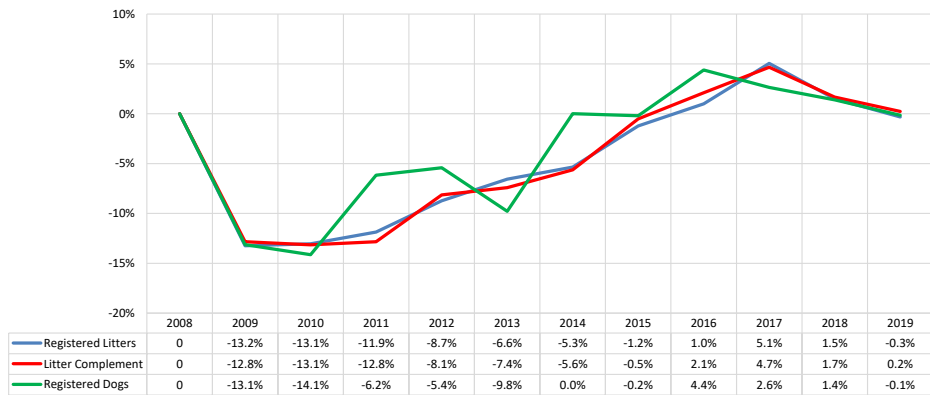
AKC Dog & Litter Registrations



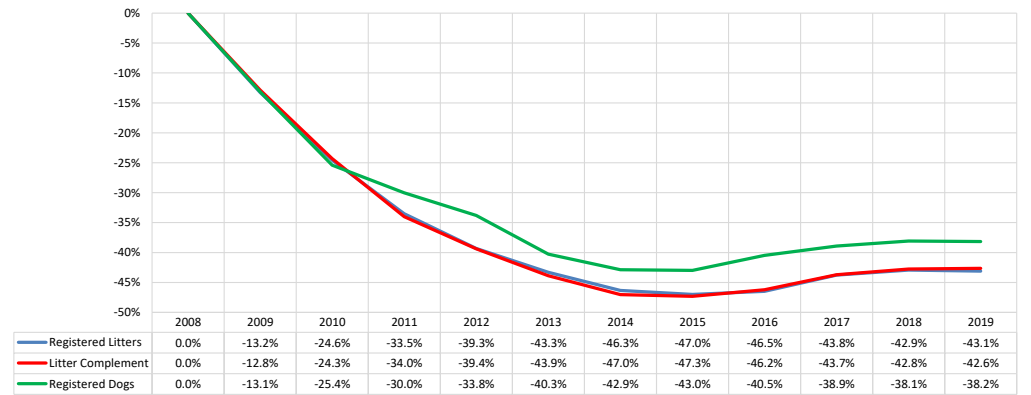
% of Each Year's Litter Complement that were Eventually Registered



% Change from Previous Year (YOY)

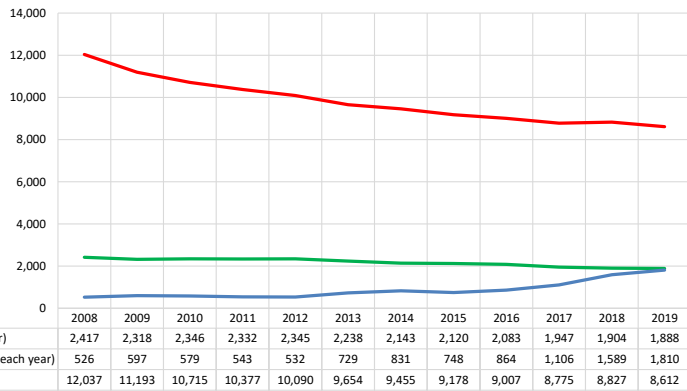


% Change Relative to 2008

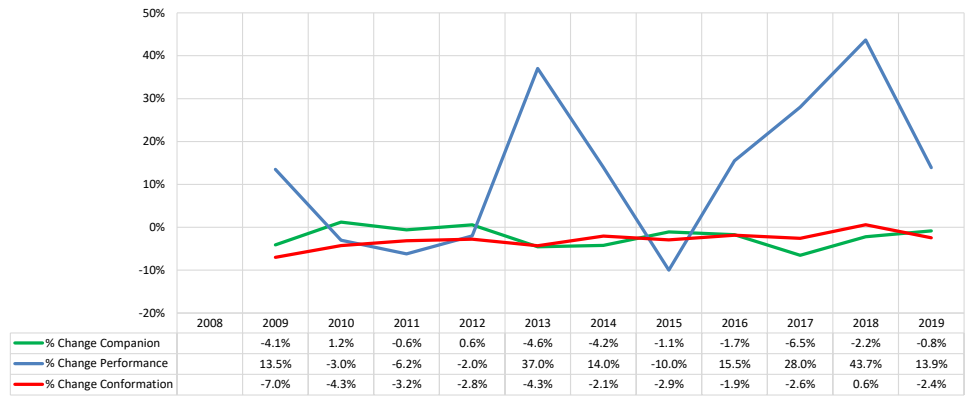


Terrier Group

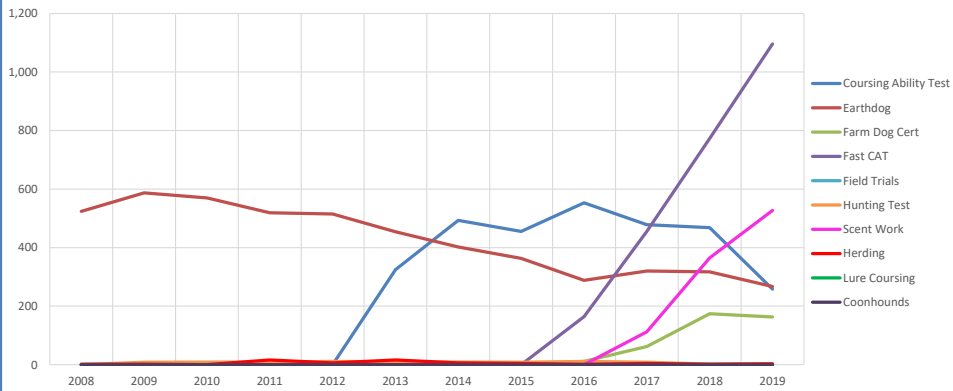
Competing: Total Unique Dogs by Sport Each Year



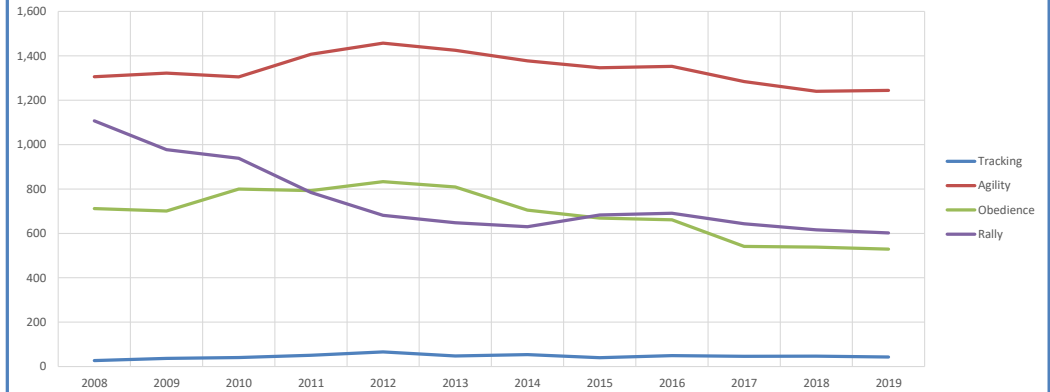
Competing: % Change Unique Total Dogs Year over Year by Sport



Performance: Total Unique Dogs Placing

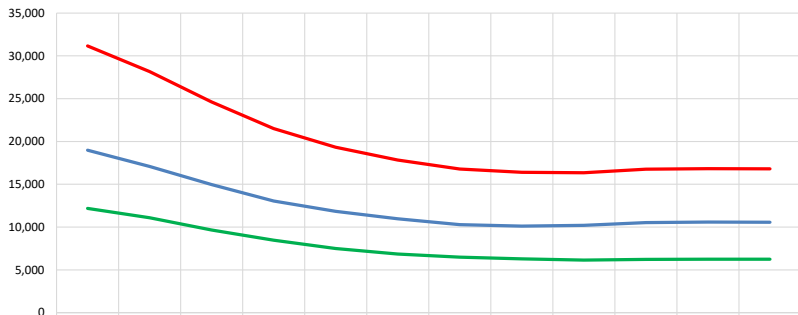


Companion: Total Unique Dogs Entered



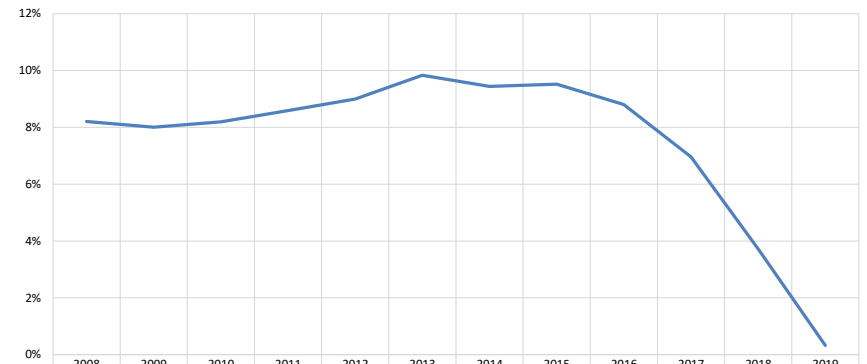
Terrier Group

Breeding: Unique Individual Dogs & Bitches Bred Each Year



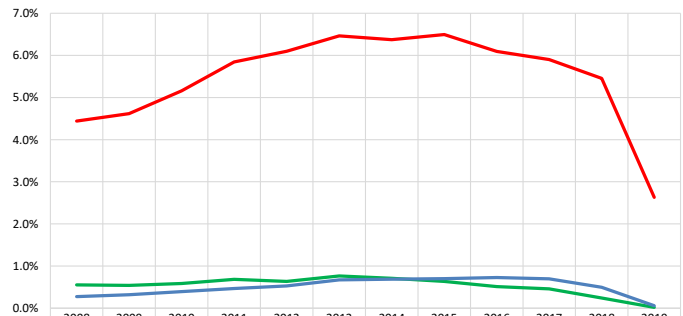
	2008	2009	2010	2011	2012	2013	2014	2015	2016	2017	2018	2019
Unique Dogs (each year)	12,183	11,082	9,661	8,469	7,495	6,854	6,489	6,280	6,145	6,231	6,239	6,242
Unique Bitches (each year)	18,982	17,083	14,961	13,046	11,835	10,978	10,294	10,113	10,202	10,534	10,592	10,559
Total Bred (each year)	31,165	28,165	24,622	21,515	19,330	17,832	16,783	16,393	16,347	16,765	16,831	16,801

% of Each Year's Litter Complement that have been Bred (to date)



	2008	2009	2010	2011	2012	2013	2014	2015	2016	2017	2018	2019
% Complement Bred (to date)	8.2%	8.0%	8.2%	8.6%	9.0%	9.8%	9.4%	9.5%	8.8%	7.0%	3.7%	0.3%

Competing: % of Each Year's Litter Complement in Competition



	2008	2009	2010	2011	2012	2013	2014	2015	2016	2017	2018	2019
% Complement in Companion (to date)	0.56%	0.54%	0.59%	0.68%	0.64%	0.77%	0.71%	0.63%	0.51%	0.46%	0.24%	0.02%
% Complement Placing in Performance (to date)	0.3%	0.3%	0.4%	0.5%	0.5%	0.7%	0.7%	0.7%	0.7%	0.7%	0.5%	0.1%
% Complement in Conformation (to date)	4.4%	4.6%	5.2%	5.8%	6.1%	6.5%	6.4%	6.5%	6.1%	5.9%	5.5%	2.6%